

Opera Browser Settings  
Oracle FLEXCUBE Investor Servicing  
Release 14.5.1.0.0  
[September] [2021]



---

# Table of Contents

<b>1.</b>	<b>CONFIGURING OPERA (VERSION LATEST QUALIFIED VERSION)</b> .....	<b>1-1</b>
1.1	CLEARING CACHE .....	1-1
1.2	CLEARING BROWSER CACHE ON EXIT .....	1-3
1.3	SETTING HOMEPAGE TO BLANK .....	1-4
1.4	DISABLING SHORTCUTS 'CTRL+N' AND 'F7' .....	1-5
1.5	SUPPRESSING CONTEXT MENU ON DOUBLE-CLICK .....	1-7
1.6	SETTING OPERA TURBO TO AUTOMATIC .....	1-8
1.7	BROWSER BEHAVIOUR .....	1-8

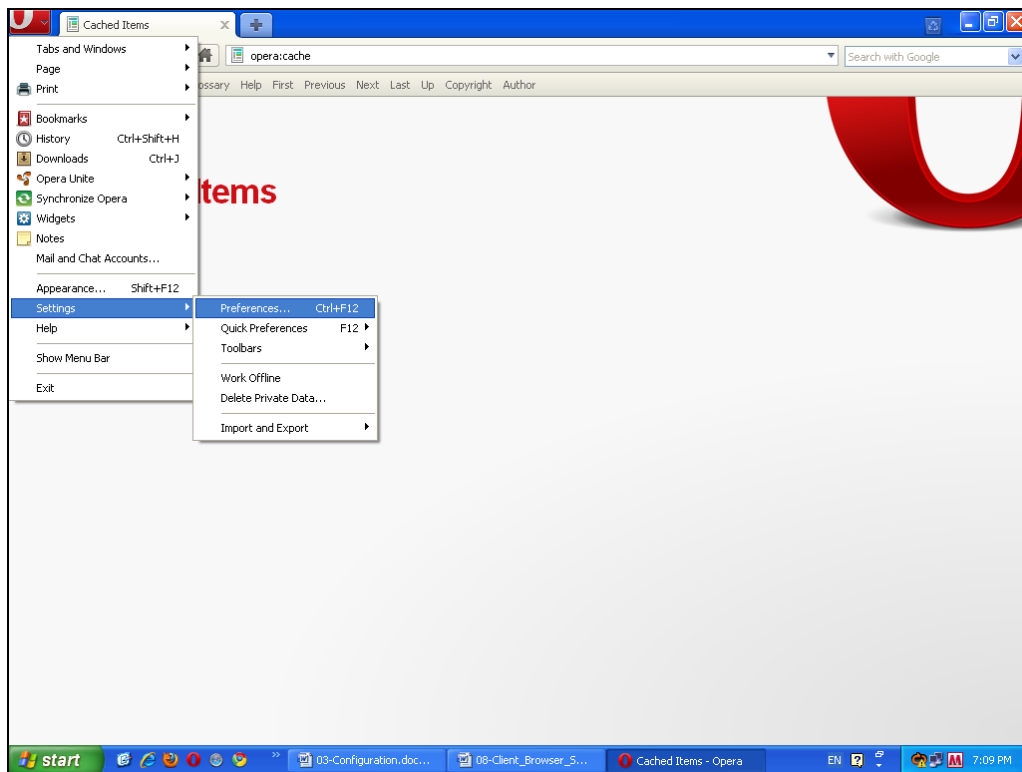
# 1. Configuring Opera (Version Latest Qualified Version)

This section contains the configurations for Opera. For details on latest version of the software qualified with Oracle FLEXCUBE, refer to the release certificate.

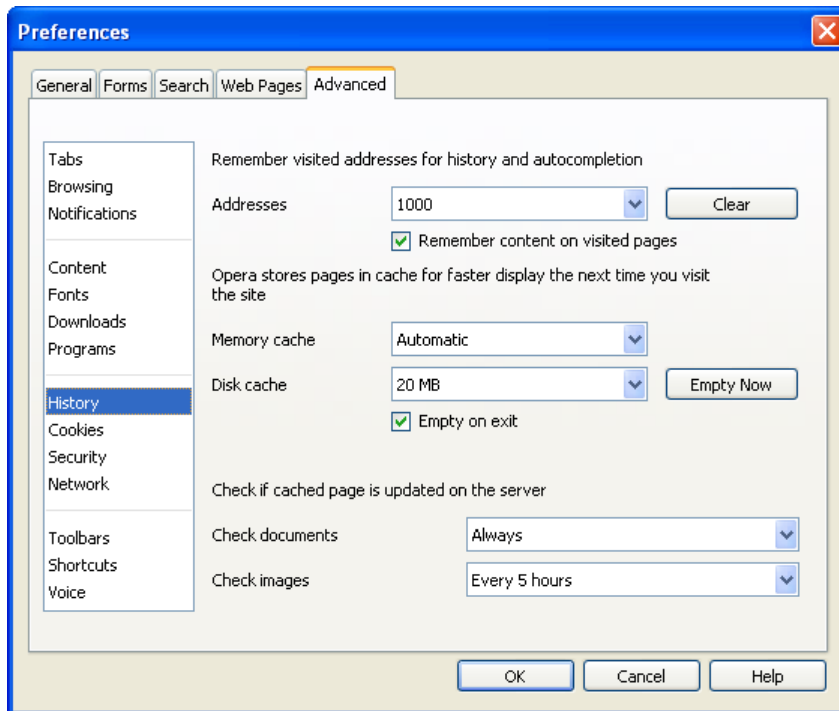
## 1.1 Clearing Cache

To clear the cache, follow the steps given below:

1. Start Opera. Go to Settings > Preferences.



The following screen is displayed:

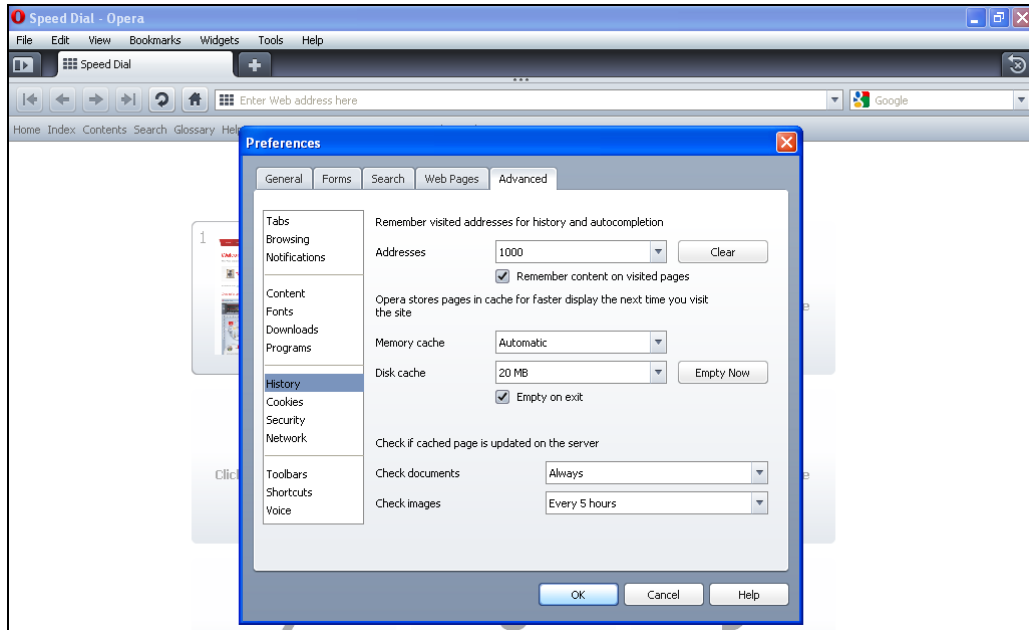


2. Select 'Advanced' tab. Select 'History' on the left pane.
3. Click 'Empty Now' button. Further, click 'OK'.

## 1.2 Clearing Browser Cache on Exit

To clear the cache on exiting the browser, set the preferences as given below:

1. Start Opera. Go to Settings > Preferences.
2. Select 'Advanced' tab.

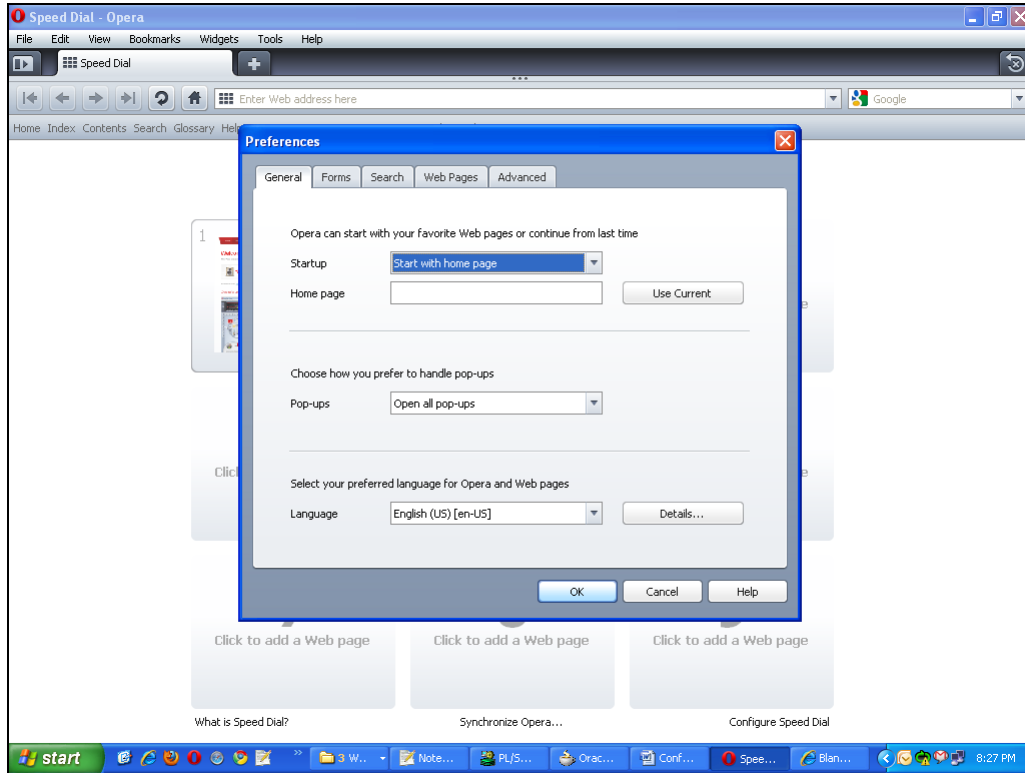


3. Select 'History' on the left pane.
4. Check the option 'Empty on exit'. Click 'OK'.

## 1.3 Setting Homepage to Blank

To disable a site launching automatically when the browser is started, follow the steps given below:

1. Start Opera. Go to Settings > Preferences.
2. Select 'General' tab.

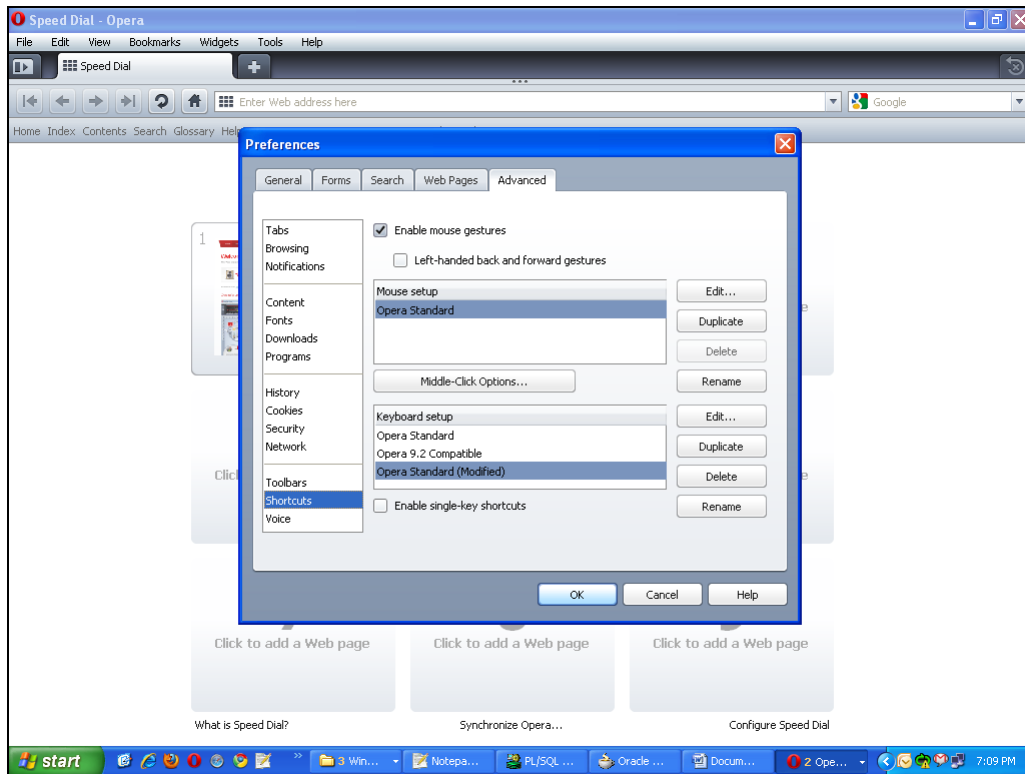


3. Against 'Startup', select 'Start with home page' from the drop-down list.
4. Clear the field 'Home page'. Click 'OK'.

## 1.4 Disabling Shortcuts 'Ctrl+N' and 'F7'

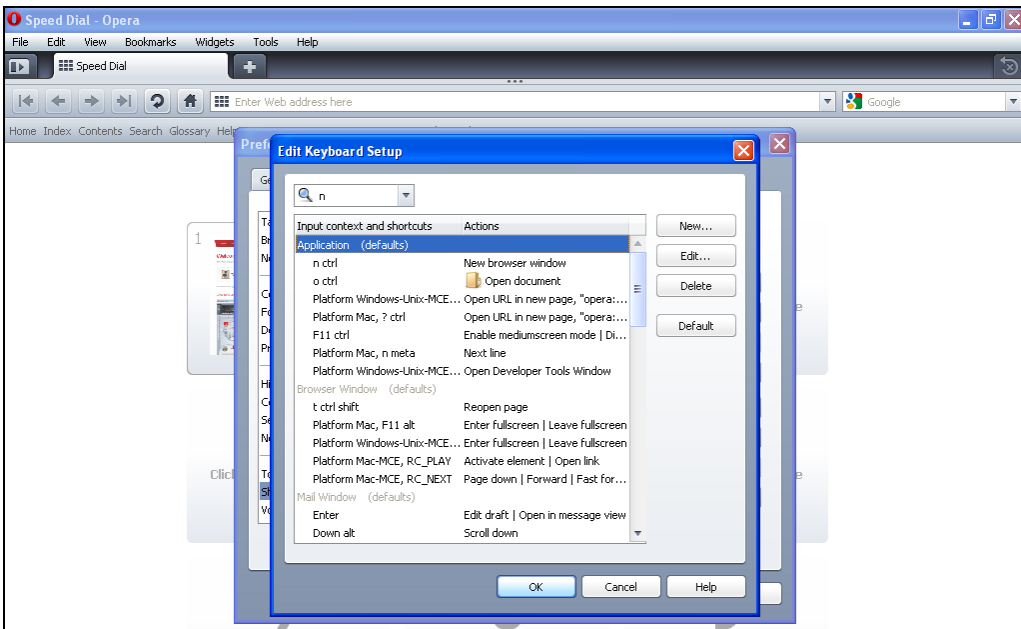
You need to disable the default shortcuts 'Ctrl+N' and 'F7' of Opera browser. To do this, follow the steps given below:

1. Start Opera. Go to Settings > Preferences.
2. Select 'Advanced' tab.

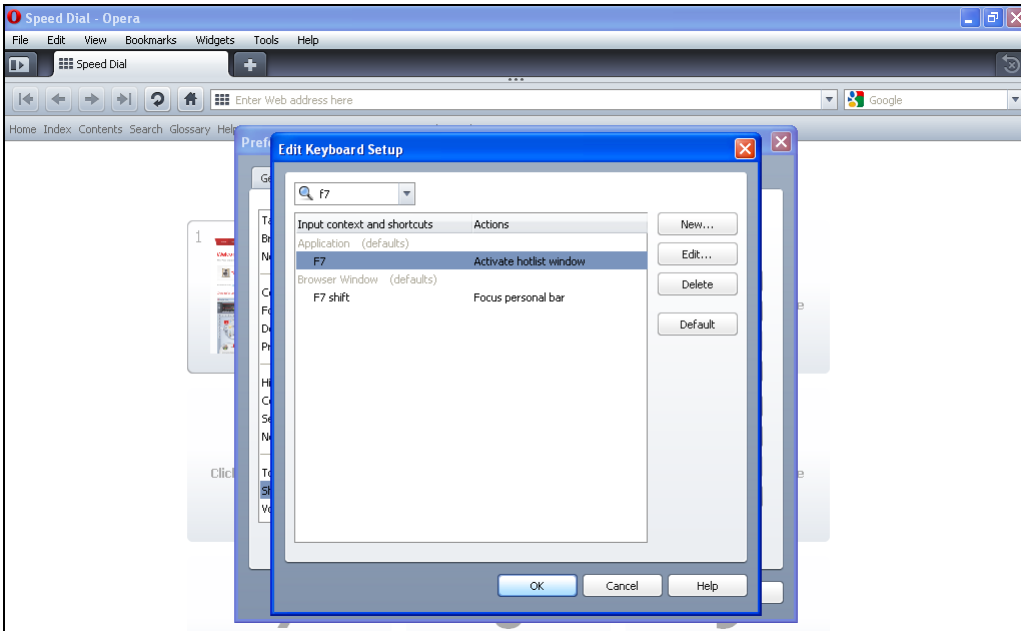


3. Select 'Shortcuts' on the left pane. Click 'Edit' button.

The following screen is displayed:



4. Delete the entries for 'F7' and 'Ctrl+N' from the keyboard setup list.



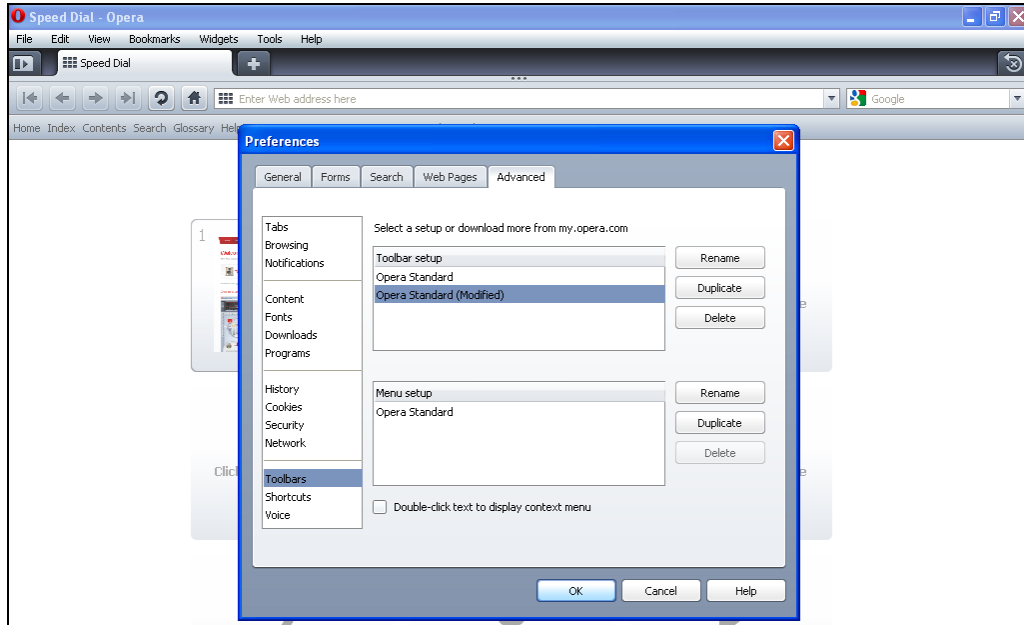
5. Click 'OK'. You will be navigated back to the 'Preferences' screen. Click 'OK'.



## 1.5 Suppressing Context Menu on Double-Click

Opera browser displays the context menu when you double-click. To disable this feature, follow the steps given below:

1. Start Opera. Go to Settings > Preferences.
2. Select 'Advanced' tab.

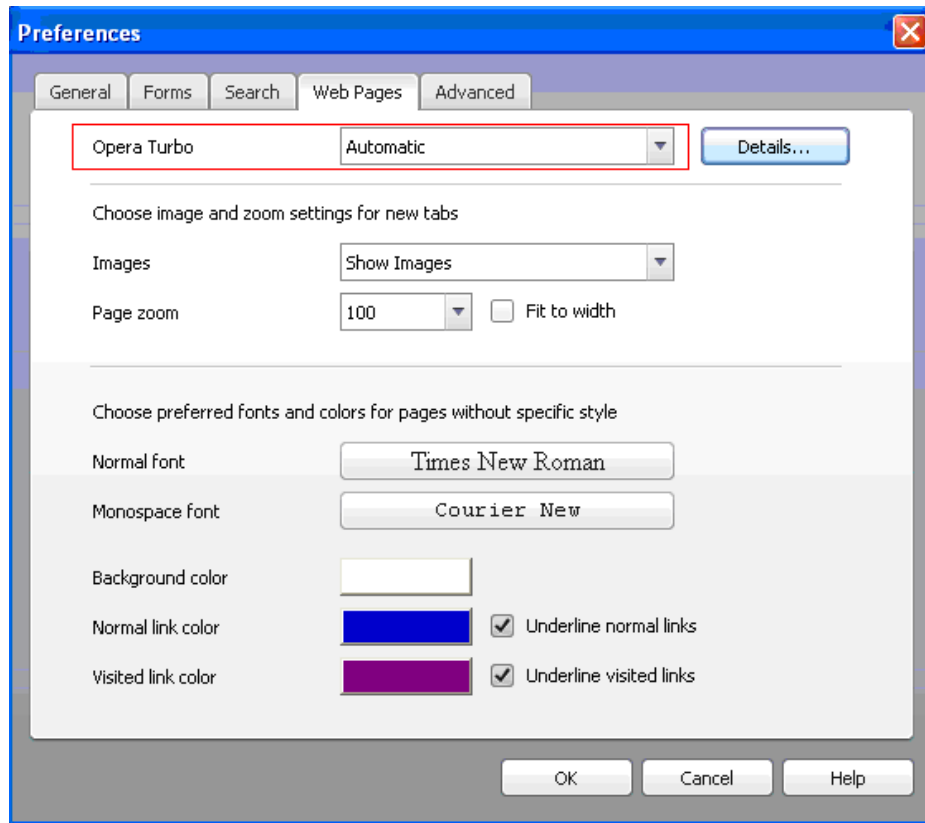


3. Select 'Toolbars' on the left pane.
4. Uncheck the option 'Double-click text to display context menu'. Click 'OK'.

## 1.6 Setting Opera Turbo to Automatic

To set Opera Turbo to automatic, follow the steps given below:

1. Start Opera. Go to Settings > Preferences.
2. Select 'Web Pages' tab.



3. Against 'Opera Turbo', select 'Automatic' from the drop-down list.
4. Click 'OK'.

## 1.7 Browser Behavior

On clicking List of Values (LOV) button in the application, the cursor is positioned after the '%' symbol in the query field.



Opera Browser Settings  
[September] [2021]  
Version 14.5.1.0.0

Oracle Financial Services Software Limited  
Oracle Park  
Off Western Express Highway  
Goregaon (East)  
Mumbai, Maharashtra 400 063  
India

Worldwide Inquiries:  
Phone: +91 22 6718 3000  
Fax: +91 22 6718 3001  
[www.oracle.com/financialservices/](http://www.oracle.com/financialservices/)

Copyright © [2007], [2021], Oracle and/or its affiliates.

Oracle and Java are registered trademarks of Oracle and/or its affiliates. Other names may be trademarks of their respective owners.

**U.S. GOVERNMENT END USERS:** Oracle programs (including any operating system, integrated software, any programs embedded, installed or activated on delivered hardware, and modifications of such programs) and Oracle computer documentation or other Oracle data delivered to or accessed by U.S. Government end users are "commercial computer software" or "commercial computer software documentation" pursuant to the applicable Federal Acquisition Regulation and agency-specific supplemental regulations. As such, the use, reproduction, duplication, release, display, disclosure, modification, preparation of derivative works, and/or adaptation of i) Oracle programs (including any operating system, integrated software, any programs embedded, installed or activated on delivered hardware, and modifications of such programs), ii) Oracle computer documentation and/or iii) other Oracle data, is subject to the rights and limitations specified in the license contained in the applicable contract. The terms governing the U.S. Government's use of Oracle cloud services are defined by the applicable contract for such services. No other rights are granted to the U.S. Government.

This software or hardware is developed for general use in a variety of information management applications. It is not developed or intended for use in any inherently dangerous applications, including applications that may create a risk of personal injury. If you use this software or hardware in dangerous applications, then you shall be responsible to take all appropriate failsafe, backup, redundancy, and other measures to ensure its safe use. Oracle Corporation and its affiliates disclaim any liability for any damages caused by use of this software or hardware in dangerous applications.

This software and related documentation are provided under a license agreement containing restrictions on use and disclosure and are protected by intellectual property laws. Except as expressly permitted in your license agreement or allowed by law, you may not use, copy, reproduce, translate, broadcast, modify, license, transmit, distribute, exhibit, perform, publish or display any part, in any form, or by any means. Reverse engineering, disassembly, or decompilation of this software, unless required by law for interoperability, is prohibited.

The information contained herein is subject to change without notice and is not warranted to be error-free. If you find any errors, please report them to us in writing.

This software or hardware and documentation may provide access to or information on content, products and services from third parties. Oracle Corporation and its affiliates are not responsible for and expressly disclaim all warranties of any kind with respect to third-party content, products, and services. Oracle Corporation and its affiliates will not be responsible for any loss, costs, or damages incurred due to your access to or use of third-party content, products, or services.